

2020/2021 results

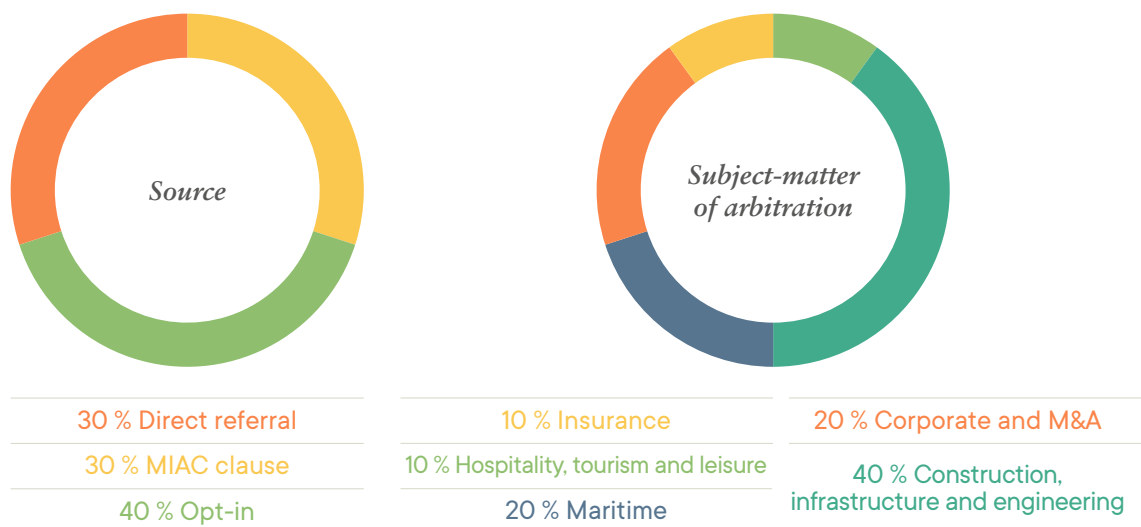
The Madrid International Arbitration Center [“MIAC” or the “Center”] was inaugurated on 1 January 2020 and by the end of 2021 registered the first 10 cases. This is a significant milestone considering the time required for a newly created institution to receive its first cases, which is estimated to take several years.

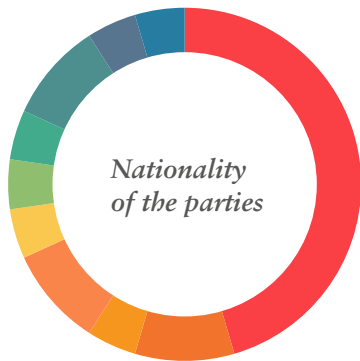


*In 2020 MIAC administered two cases and in 2021 it administered eight. **Figure has been rounded.

Referral system and MIAC clauses

MIAC only administers international arbitration proceedings. The Center has received three cases stemming from MIAC arbitration clauses. It has also been able to receive cases through its referral system established in the Arbitration Rules of its founding arbitral institutions (CAM, CEA and CIMA) and strategic partner (ICAM). Referral is automatic for international arbitration proceedings stemming from arbitration clauses signed after 1 January 2020 (direct referral). When the proceedings stem from a clause signed prior to 1 January 2020, the parties may agree to transfer their case to MIAC (*opt-in* referral).





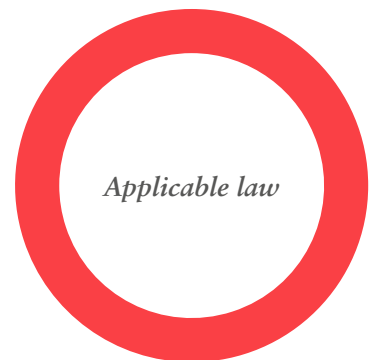
45 % Spanish	5 % German
9 % Luxembourgish	5 % Colombian
9 % English	5 % Marshallese
9 % Dutch	4 % Nicaraguan
5 % Belgian	4 % French



70 % Spanish
30 % English



100 % Madrid



100 % Spanish

Length of the proceedings

MIAC does not yet have a critical mass of cases to be able to give representative statistics on the length of the proceedings. Of the cases administered by MIAC, one case has been concluded and has been resolved in approximately nine months.

Appointments of Arbitrators

The Center encourages the parties to agree on the appointment of arbitrators. If this is not possible, the Center appoints arbitrators by a list system or by direct appointment. In the list system, the Center prepares a list of candidates from which the parties rank their preferences. In the direct appointment system, the Center appoints the arbitrators without the intervention of the parties.

22 % direct appointment
22 % parties
56 % lists



GENDER DIVERSITY

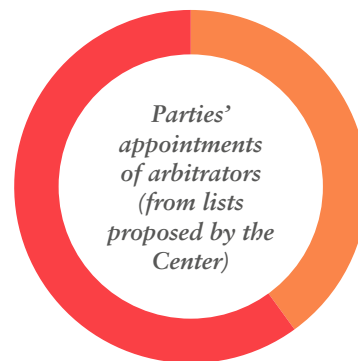
The graphic reflects the gender diversity of the arbitrators finally appointed in MIAC cases. The other graphics break down information on lists, party decisions and direct appointments.



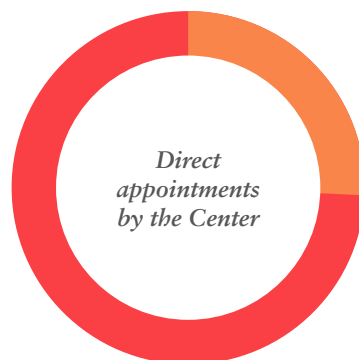
44 % women
56 % men



57 % women
43 % men



60 % women
40 % men



75 % women
25 % men



100 % men



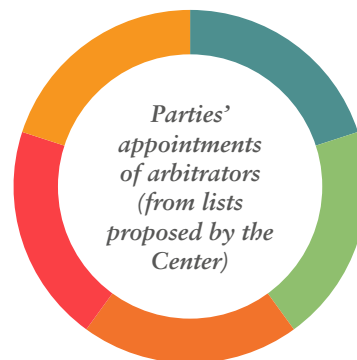
GEOGRAPHICAL DIVERSITY

The graphic reflects the geographical diversity of the arbitrators finally appointed in MIAC cases. The other graphics break down information on lists, party decisions and direct appointments.



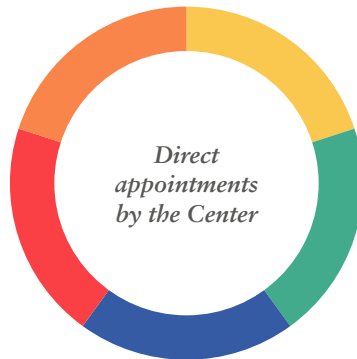
33 % Spanish
8 % American
8 % French
8 % Italian
8 % Peruvian
8 % Portuguese
8 % Venezuelan
8 % Colombian
8 % Ecuadorian

18 % Portuguese
13 % Spanish
10 % Brazilian
8 % Italian
8 % Peruvian
8 % Swiss
8 % Chilean
5 % French
5 % Salvadorian
5 % Venezuelan
3 % Colombian
3 % Ecuadorian
3 % American
3 % Argentinian
3 % Mexican



20 % Spanish
20 % French
20 % American
20 % Colombian
20 % Portuguese

20 % Spanish
20 % Italian
20 % Peruvian
20 % Romanian
20 % Venezuelan



100 % Spanish



COLLABORATIONS