

2022 Results

MIAC's **General Secretariat Working Team** presents the 2022 statistics:

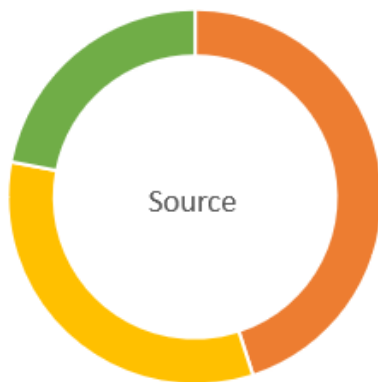
9 cases administered

94*M€ added value in dispute

11*M€ average amount in dispute

*The figures have been rounded.

Cases' origin

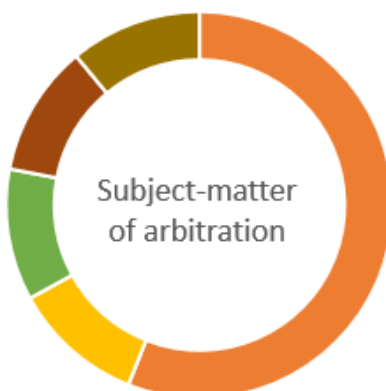


45% Direct referral

33% Opt-in

22% MIAC clause

Subject-matter of arbitration



56% Construction, infrastructure and engineering

11% Corporate and M&A

11% Energy

11% Transportation

11% Education

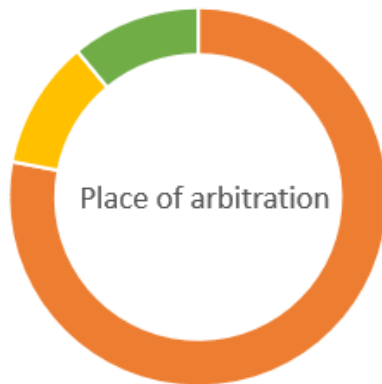
Arbitration features



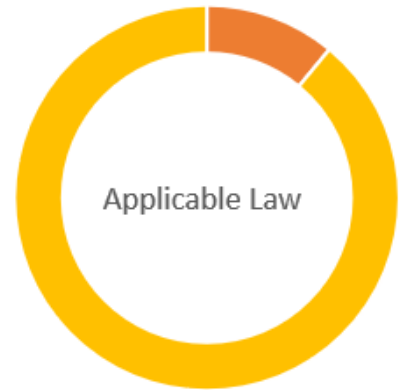
47 % Spanish	5 % Uzbek
14% Italian	5 % Turkish
9% German	5 % Chilean
5% Swiss	5% Panamanian
5% Chinese	



78 % Spanish
22 % English

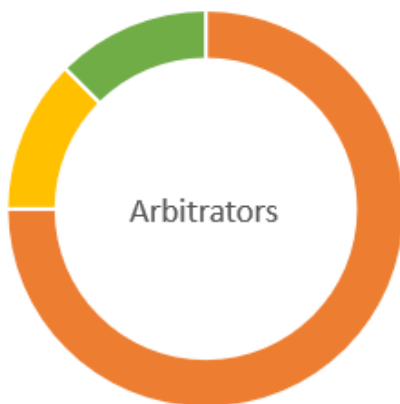


78 % Madrid
11% Barcelona
11% Santiago de Chile



89 % Spanish
11% Colombian

Arbitrators' appointments



75 %	party-appointed
12,5 %	lists proposed by the Center
12,5 %	direct appointments by the Center

Gender diversity



64 % men

36 % women



60 % men

40 % women



50% men

50 % women



69 % men

31 % women

Arbitrators' nationality



55% Spanish	5% Argentinian	5% Brazilian
10% Colombian	5% Venezuelan	5% Swiss
5% French	5% Peruvian	5% Portuguese



66% Spanish
17% Venezuelan
17% Chilean



33,3 % Spanish
33,3 % Venezuelan
33,3 % Brazilian



63 % Spanish
19% Colombian
9% Portuguese
9% French